




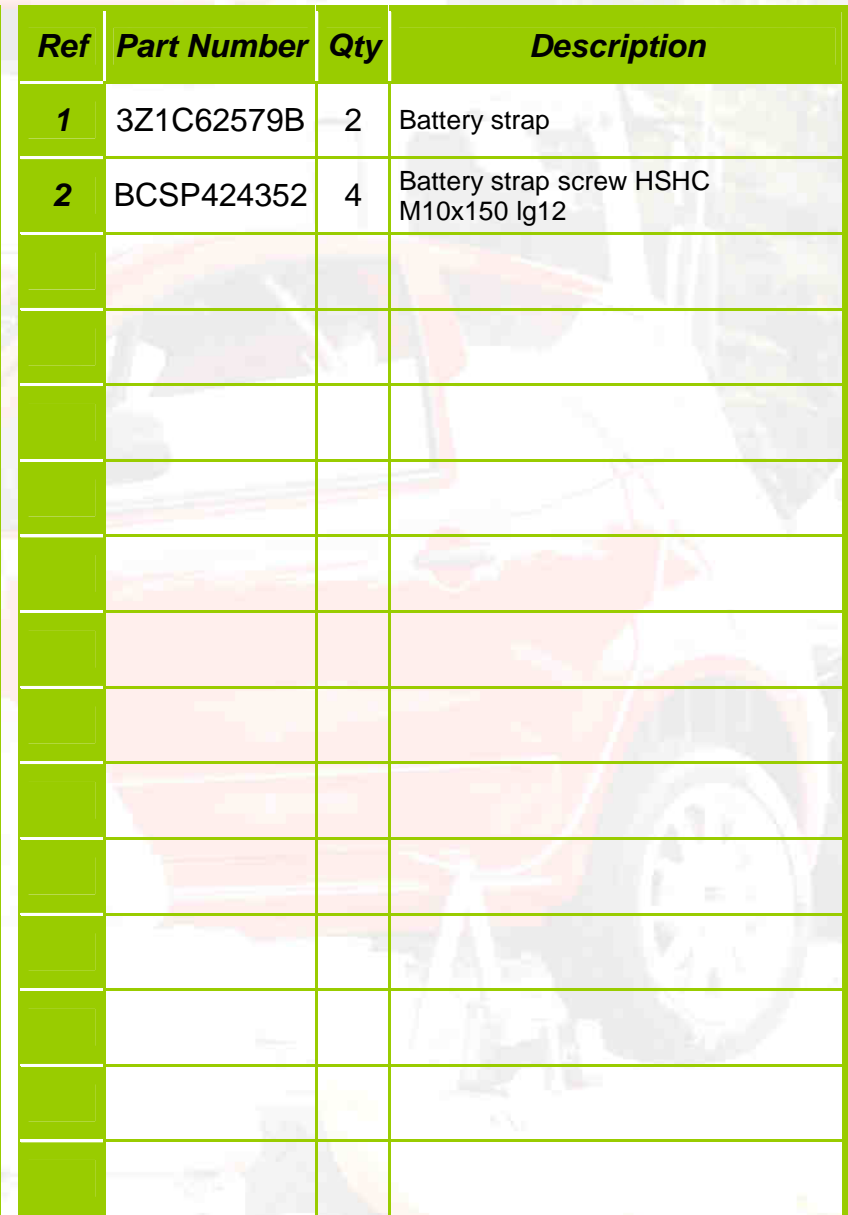
C2R2MAX

Version 02 – 03 April 2009

Z1C

BATTERY SUPPORT








Cut a rectangular piece of rubber (type R900) to the size of the battery box, and place it on the floor pan in order to restrict vibrations passing from the car to the battery, and thus avoid the deterioration of internal components.



Position the battery ("**SBS**" brand, model "**30**"), the terminals turned to the front, fit the straps ([ref.1](#)) using the 4 screws ([ref.2](#)) and torque tighten.



242

5 m.kg

Z1C
Battery support



ZS
ELECTRICITY